



**MAEER's**  
**VISHWASHANTI GURUKUL SCHOOLS**

Aurangabad | Barshi | Kothrud | Loni Kalbhor | Pandharpur | Sangli | Solapur

**ANNUAL PLAN 2022-23**

**GRADE: II**

**SUBJECT: ENGLISH**

**Name of the Prescribed Books:** Pearls Integrated Textbook By -Ratna Sagar

Sr. No.	Month	No of Working Days	Topic/Unit to be completed from Textbook	SE / MA / Portfolio / Periodic Test
1.	April	21	<b>Pearls - Textbook</b> <b>Lesson -1)</b> The rainbow butterfly <b>Poem -</b> The swing <b>Grammar -</b> Sentences <b>Writing Skills-</b> Jumbled sentences	<b>SE -</b> Make a fingerprint rainbow. <b>MA -</b> Draw or paste pictures of festivals related to swing.
2.	June	23	<b>Lesson -2)</b> For my babies <b>Poem -</b> Walk with grandpa <b>Grammar -</b> Nouns-Common and proper. Gender <b>Writing Skills-</b> Observe and write.	<b>SE -</b> Stick a photo of your grandfather and write a few sentences about him. <b>MA -</b> Make a video of your speech on what your mother does for you. <b>PF -</b> Paste pictures to make a chart of opposite genders.
3.	July	24	<b>Lesson -3)</b> Dressing up day <b>Poem -</b> Little raindrops <b>Grammar -</b> Verbs(To be)-Is, Am, Are, Has, Have. <b>Writing Skills-</b> Describing different objects.	<b>PERIODIC ASSESSMENT-I (11-07-2022 TO 16-07-2022) SYLLABUS FOR EXAM</b> <b>Lesson -1)</b> The rainbow butterfly 2)For my babies <b>Poem -</b> The swing - Walk with grandpa <b>Grammar -</b> Sentences -Verbs(To be)-Is, Am, Are, Has, Have. <b>Writing Skills-</b> Jumbled sentences - Observe and write.

				<p><b>SE</b> - Paste different types of clothes and write a few sentences about the most commonly used clothes.</p> <p><b>MA</b> - Make a cutout of a raindrop, using it as a prop, speak a few sentences on saving water.</p>
4.	August	22	<p><b>Lesson</b> -4)A tree for all</p> <p><b>Poem</b> - A white hen</p> <p><b>Grammar</b> - Verbs(Past tense)-ed and led words.</p> <p><b>Writing Skills</b>-Describing a picture.</p>	<p><b>PF</b> - Make a mask imagining you as your favourite tree and make a video speaking about yourself by wearing the mask.</p>
5.	September	22	<p><b>Lesson</b> - 5)Tubby,the fat cat.</p> <p><b>Grammar</b> - Verbs-ing words</p> <p><b>Writing Skills</b>- Observe the shown animal and write five sentences about it.</p>	<p><b>TERM I ASSESSMENT</b> <b>(15-09-2022 TO 30-09-2022)</b> <b>SYLLABUS FOR EXAM</b></p> <p><b>Lesson</b> -3)Dressing up day 4)A tree for all 5)Tubby,the fat cat.</p> <p><b>Poem</b> - A white hen - Little raindrops</p> <p><b>Grammar</b> -Verbs(To be)-Is, Am, Are, Has, Have. - Verbs(Past tense)-ed and led words. - Verbs-ing words</p> <p><b>Writing Skills</b>-Describing a picture. -Describing different objects. - Observe the shown animal and write five sentences about it.</p>
6.	October	12	<p><b>Lesson</b> -1)In the park</p> <p><b>Grammar</b> - Articles - A,An</p> <p><b>Writing Skills</b>-Write a small paragraph about your festival.</p>	<p><b>SE</b> - Draw a picture of a park.Write a few sentences about how you enjoy the park.</p>

7.	November	24	<p><b>Lesson-2)</b> The sky is falling  <b>Grammar</b> - Adjectives  <b>Writing Skills-</b> Make a list about preparation for your examination.</p>	<p><b>PERIODIC ASSESSMENT-II (21-11-2022 TO 26-11-2022) SYLLABUS FOR EXAM</b>  <b>Lesson</b> - 1)In the park  -2) The sky is falling  <b>Grammar</b> - Articles - A,An  - Adjectives  <b>Writing Skills-</b>Write a small paragraph about your festival.  - Make a list about preparation for your examination.</p> <hr/> <p><b>SE - Roll Paly.</b>  Select your favourite character from the story 'The sky is falling' and speak as that character is speaking.</p>
8.	December	25	<p><b>Lesson</b> - 3)Shopping fun  <b>Poem</b> - The fly  <b>Grammar</b> - Adverbs  <b>Writing Skills-</b>Write - How do you help your parents?</p>	<p><b>MA</b> - Draw pictures of insects that you see in your surroundings and write whether they are useful or harmful.</p>
9.	January	23	<p><b>Lesson</b> - 4) The Christmas Song  <b>Poem</b> - Cradle song  <b>Grammar-</b> Pronouns, Conjunctions  <b>Writing Skills-</b>Composing a story.</p>	<p><b>SE</b> - Dress up suitably for Christmas and speak a few sentences about 'The Christmas message'.  <b>PF</b> - Stick pictures of a few famous personalities who won awards for 'peace'.</p>
10.	February	22	<p><b>Lesson</b> - 5)Sport Day  <b>Poem</b> - Wheels  <b>Grammar</b> - Preposition  <b>Writing Skills-</b> Make an Invitation card.</p>	<p><b>MA</b> - Make a model of material needed to play your favourite sport and upload it.  <b>PF</b> - Find pictures of 'wheels' of different types and paste them in your notebook.</p>
11.	March	23	<p><b>Revision</b> -</p>	<p><b>TERM II ASSESSMENT FIRST WEEK OF MARCH,2023 SYLLABUS FOR EXAM</b>  <b>Lesson</b> - 3)Shopping fun</p>

				<p>4)The Christmas Song 5)Sport Day</p> <p><b>Poem</b> - The fly - Cradle song - Wheels</p> <p><b>Grammar</b> - Adjectives - Adverbs - Pronouns, Conjunctions - Preposition</p> <p><b>Writing Skills</b>-Write - How do you help your parents? -Composing a story. - Make an Invitation card.</p>
--	--	--	--	---

**SUBJECT: SCIENCE****Name of the Prescribed Book- Ratna Sagar Enriched Pearls**

<b>Sr. No.</b>	<b>Month</b>	<b>No of Working Days</b>	<b>Topic/Unit to be completed from Textbook</b>	<b>SE / MA / Portfolio / Periodic Test</b>
1.	April	21	<b>Semester I</b> <b>I love Myself,</b> <b>1. Our Wonderful Body</b> <b>2.Food For Us</b>	<b>MA- Chapter-1-Our wonderful body-</b> Discussion- How we can take care of our internal organs. <b>MA- Chapter-2</b> Make a chart on the topic- Kinds of food.
2.	June	23	<b>3.Clothes For Us</b> <b>4. We Need Shelter</b>	<b>MA- Chapter-3- Clothes for us-</b> Paste a picture of traditional dress of Maharashtra on chart paper and display it in the classroom. <b>Chapter-4-We need shelter</b> Make a model of any 1 type of house.
3.	July	24	<b>Revision for Periodic Assessment-</b>  <b>Post Chapters-</b> <b>Chapter-5- I love my school</b> <b>Chapter-6-My Neighbourhood</b>	<b>SE- Chapter-2- Food for us</b> <b>Sandwich making activity-</b> Students will bring required material to school. <b>PF- Chapter-5- I love my school-</b> Write information about your school in your scrapbook and draw a picture of your school.  <b>MA- Chapter-6- My Neighbourhood -</b> Students can visit any 1 neighbourhood place and take an interview of the person for examples- postman, tailor , chemist etc. Maintain a record in a scrapbook.  <b>Syllabus for Periodic Assessment-I</b> <b>Chapter- 1 Our wonderful body</b> <b>Chapter-2 Food for us</b> <b>Chapter-3 Clothes for us</b> <b>Chapter-4 We need shelter</b>

				<b>Periodic Assessment-I</b> <b>[11/7/2022 - 16/7/2022]</b>
4.	August	22	7.Places Of Worship 8.Festivals Are Fun	<b>MA- Chapter-7- Places of worship-</b> Students can visit their surroundings and collect information and pictures about any 1 place of worship . Maintain a record in scrapbook <b>MA- Chapter-8- Festivals are Fun-</b> Talk about the following festivals and how they are celebrated. Holi , Diwali, Ganesh festival , Makar Sankranti.
5.	September	22	9. Having Fun! Revision for Term I Assessment	<b>MA- Chapter-9- Having Fun!</b> <b>Best out of waste-</b> Make any 1 best thing from waste. <b>Syllabus for Term-I-Assessment</b> <b>Chapter-5 I love my school</b> <b>Chapter-6 My Neighbourhood</b> <b>Chapter-7- Places of worship</b> <b>Chapter-8- Festivals are fun</b> <b>Chapter-9- Having Fun!</b> <b>Term-I- Assessment-</b> <b>15/9/2022- 30/9/2022</b>
6.	October	12	<b>Semester- II</b> 1. Our Earth 2. Our Environment 3. Plants, Our Friends	<b>MA- Chapter-1- Our Earth -</b> Draw a picture of earth and write information about 'Earth day' in a scrapbook. <b>Chapter-2- Our Environment:</b> Collect some pictures of living and non- living things and stick them on the chart paper. <b>Chapter-3- Plants, Our Friends</b> MA-Draw colour and label the parts of plants.
7.	November	24	4.Animals , Our Friends Revision for Periodic Assessment -II	<b>MA- Chapter-4- Animals, Our Friends-</b> Quiz <b>Syllabus for Periodic Assessment -II</b> <b>Chapter-1 Our Earth</b> <b>Chapter-2-Our Environment</b>

				<b>Chapter-3- Plants, Our Friends Periodic Assessment-II 21/11/2022 —26/11/2022</b>
<b>8.</b>	<b>December</b>	<b>25</b>	<b>5.Seasons 6. Pollution</b>	<b>MA- Class Test on — Chapter- 5- Seasons Chapter-6- Pollution</b> <b>SE-</b> Explain the ways to protect our environment from various types of pollution. <b>PF-</b> Explain the difference between each season by using pictures.
<b>9.</b>	<b>January</b>	<b>23</b>	<b>7. How We Travel</b>	<b>MA- Worksheets-</b> Refer pg. 78 to 80.
<b>10.</b>	<b>February</b>	<b>22</b>	<b>8.Be Safe! Revision for Term-II- Assessment</b>	<b>MA- Chapter-8-Be Safe Students to explain how they can take care of themselves</b> <ul style="list-style-type: none"> <li>- <b>At home</b></li> <li>- <b>In school</b></li> <li>- <b>On the road</b></li> <li>- <b>In the bus</b></li> <li>- <b>At Playground</b></li> <li>- <b>In the pool</b></li> </ul> <b>Syllabus for Term-II- Assessment Chapter-4- Animals,Our Friends Chapter-5- Seasons Chapter-6- Pollution Chapter-7- How we travel Chapter-8- Be Safe</b>
<b>11.</b>	<b>March</b>	<b>23</b>		<b>Term-II-Assessment First week of March 2023</b>

**SUBJECT: HINDI****Name of the Prescribed Books: मधुप भाग -२ , व्याकरण**

<b>Sr. No.</b>	<b>Month</b>	<b>No of Working Days</b>	<b>Topic/Unit to be completed from Textbook</b>	<b>SE / MA / Portfolio / Periodic Test</b>
1.	April	21	स्वर व्यंजन, मात्राएँ, संयुक्त व्यंजन और शब्द लेखन पाठ १. सवेरा पाठ २. नीलम परी कहानी	SE :- पठन MA :-Class Test Portfolio :- नाम सहित चित्रावली तैयार करना
2.	June	23	पाठ ३. मीठा झगड़ा पाठ ४. बदल गई सुहानी कहानी व्याकरण- शब्द बनाना, लिंग, वचन चित्र वर्णन, अपठित गद्यांश	SE :-दूध हमारे लिए क्यों आवश्यक है I इस विषय पर अपने विचार प्रस्तुत कीजिए   MA :-Class Test Portfolio :- सुबह के समय का चित्र बनाकर यह लिखिए कि आप को चित्र में क्या- क्या दिखा रहा है लिखिए
3.	July	24	पाठ ५. सजग बच्चे व्याकरण- गिनती एक से बीस तक, वाक्य बनाना, विलोम शब्द	SE :- काव्य-गीत गायन MA :-Class Test Portfolio :- शब्द खेल
4.	August	22	पाठ ६. सतरंगी गेंद पाठ ७ . जाड़े की धूप रचनात्मक लेखन - चित्र के आधार पर कहानी लेखन	SE :- कहानी सुनाना MA :-Class Test Portfolio :- आपको उपहार में कौन- कौन सी वस्तुएँ मिली हैं,उसका सचित्र नाम लिखिए
5.	September	22	पुनरावृत्ति	SE :- स्व परिचय MA :-Class Test Portfolio :- व्याकरण पर आधारित कार्य-पत्रिका
6.	October	12	पाठ ८. अब हम दोस्त हैं व्याकरण- सर्वनाम शब्द खेल	SE :- पठन MA :-Class Test Portfolio :- वर्ग पहेली
7.	November	24	पाठ ९. जैसी हूँ मैं अच्छी हूँ पाठ १०. भालू का घर	SE :- चित्र देखकर उसके बारे में बताना MA :-Class Test



			व्याकरण- क्रिया , समानार्थी शब्द रचनात्मक लेखन - संकेत बिन्दुओं के पर कहानी पूरी करना	<b>Portfolio :-</b> आप के पास जो खिलौने हैं उनका नाम लिखिए और प्रिय खिलौने के बारे में 2 वाक्य लिखें
8.	December	25	पाठ ११. कहाँ जाए हम पाठ १२. होली का रंग व्याकरण-विशेषण रचनात्मक लेखन - शब्दों/ संकेत बिन्दुओं/ के आधार पर कहानी पूरी करना	<b>SE :-</b> कविता सुनाना <b>MA :-Class Test</b> <b>Portfolio :-</b> कक्षा में किए जाने वाले कार्य और घर पर किए जाने वाले कार्य की सूची बनाना
9.	January	23	पाठ १३. कहानी फलों की पाठ १४. परंपरागत खेल अनुच्छेद लेखन	<b>SE :-</b> भूमिका निर्वहन (किसी एक फल/फूल/प्राणी की भूमिका ) <b>MA :-Class Test</b> <b>Portfolio :-</b> विविध फलों के चित्रों में रंग भरना और उनके नाम लिखना/ चार्ट बनाना
10.	February	22	शब्दों/ संकेत बिन्दुओं/ चित्र के आधार पर कहानी पूरी करना ,अभ्यास	<b>SE :-</b> मेरा मित्र- छात्र पाँच- छह वाक्य कहना/कहानी सुनाना I <b>MA :-Class Test</b> <b>Portfolio :-</b> व्याकरण पर आधारित वर्गपहेली
11.	March	23	अभ्यास,वार्षिक परीक्षा	-----

**SUBJECT: MARATHI**

**Name of the Prescribed Books: Maze Marathi –Saraswati Publication**

Sr. No.	Month	No of Working Days	Topic/Unit to be completed from Textbook	SE / MA / Portfolio / Periodic Test
1.	April	21	१.मुळाक्षरे २.काना आणि मात्रा नसलेले शब्द	MA - पाठावर आधारित वर्ग चाचणी.
2.	June	23	३. स्वरचिन्हे ४.बाराखडी	MA -पाठावर आधारित वर्ग चाचणी.


3.	July	24	५.जोडाक्षरे ६.डराँव s डराँव ७.माझी शाळा	MA - पाठावर आधारित वर्ग चाचणी. PF- डराँव S डराँव कविता तालासुरात म्हणणे व व्हिडीओ अपलोड करणे .  Periodic Test -1
4.	August	22	८.संख्यालेखन श्ते २० ९.अंकांचे गाणे १०. हे लक्षात ठेवा.	MA -पाठावर आधारित वर्ग चाचणी.  SE - श्ते २० अंक अंकात आणि अक्षरात लिहणे.
5.	September	22	११.परिराणी १२. लेखन	Term -1 Exam
6.	October	12	१३.अभिनय गीत १४.आपले नातेवाईक	MA - पाठावर आधारित वर्ग चाचणी.
7.	November	24	१५.आठवड्याचे वार १६.ओळखा पाहू मी कोण ? १७आपले शरीर	MA - पाठावर आधारित वर्ग चाचणी. PF - आठवड्याच्या वारांची आगगाडी तयार करणे . Periodic Test -1
8.	December	25	१८.चवी १९.भित्रा ससा	MA -पाठावर आधारित वर्ग चाचणी.
9.	January	23	२०.माझा वर्ग २१. मुख्य दिशा व उपदिशा	MA - पाठावर आधारित वर्ग चाचणी.  SE -दिशा व उपदिशा दाखवितानाचा व्हिडीओ तयार करणे .
10.	February	22	२२.इंग्रजी महिने २३.मुख्य ऋतू	MA - पाठावर आधारित वर्ग चाचणी.

11.	March	23	Revision	Term- 2 Exam
-----	-------	----	----------	--------------


**SUBJECT: MATHEMATICS:**

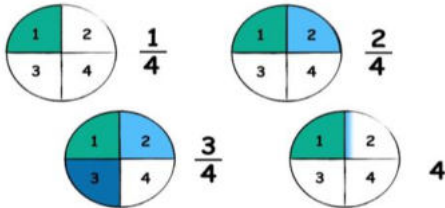
**Name of the Prescribed Books: Enriched Pearls Based on the integrated approach Semester Series 4- Semester 1  
Enriched Pearls Based on the integrated approach Semester Series 4- Semester 2  
Enriched Pearls Semester Series- Worksheets**

Sr. No.	Month	No of Working Days	Topic/Unit to be completed from Textbook	SE / MA / Portfolio / Periodic Test
1.	April	21	<p><b>One day for settling down</b>  <b>Chapter-1-Revision (Page-76)</b>            (No of teaching periods-5)  <b>Chapter-2 (Numbers up to 1000)</b>            (No of teaching periods-12)  <b>3 periods for MA, SE and Portfolio</b></p>	<p><b>Summer break project:</b> Model Making            Model of Abacus using sticks and beads. content book page-98.</p> <p><b>Subject Enrichment Activity:</b>            Content book page-92            "Checkpoint"            Write place value of the coloured digits.</p> <p><b>MA: Dictation of number names.</b></p>
2.	June	23	<p><b>Chapter- 3-Addition</b>            (No of teaching periods-10)</p> <p><b>Chapter-4-Subtraction</b>            (No of teaching periods-10)  <b>3 periods for MA, SE and Portfolio</b></p>	<p><b>Subject Enrichment Activity:</b>  <b>Content book page-106.</b> Find the value of each word by adding. Students can write names of their friends and family members And add number of letters in their names.</p> <p><b>Portfolio Activity: Maths Lab</b>            Activity Content book page-121.            "Number Cards" Making pairs to</p>

				find the sum. <b>MA:</b> Workbook page-24.
3.	July	24	<p><b>Chapter- 5-Addition of Bigger Numbers</b> (No of teaching periods-05) <b>3 periods for PA-I revision</b> <b>Periodic Assessment- I</b> <b>11-07-2022 to 16-07-2022</b> <b>(6 days)</b></p> <p><b>Chapter- 5-Addition of Bigger Numbers.continued....</b> (No of teaching periods-3)</p> <p><b>Chapter-6-Subtraction of Bigger Numbers</b> (No of teaching periods-7)</p>	<p><b>Maths Lab Activity:</b> Content book page-130 Use of abacus to show the given numbers. <b>Periodic Assessment-I</b> <b>Weightage-25</b> <b>Syllabus:</b></p> <ol style="list-style-type: none"> <li>1. <b>Revision</b></li> <li>2. <b>Numbers up to 1000</b></li> <li>3. <b>Addition</b></li> <li>4. <b>Subtraction</b></li> </ol>
4.	August	22	<p><b>Chapter-6-Subtraction of Bigger Numbers continued....</b> (No of teaching periods-2)</p> <p><b>Chapter- 7-Shapes and Patterns</b> (No of teaching periods-08)</p> <p><b>Chapter -8- Time</b> (No of teaching periods-10)</p> <p><b>2 periods for Activities and MA.</b></p>	<p><b>Subject Enrichment Activity:</b> <b>Shapes and Patterns-Block painting Greeting card.</b> Make your own pattern using vegetables like ladyfinger or potato by dipping in your favourite colours.</p>  <p><b>Portfolio Activity: Art Integrated Activity-Making model of clock using cardboard or paper plate.</b></p>

				<p><b>MA: Oral Test</b>  Identification of time by looking at the clock.</p>
5.	September	22	<p><b>Syllabus completion and Revision for Term-I Exam</b>  <b>Term-I Exam</b>  <b>15-09-2022 to 30-09-2022</b></p>	<p><b>Term-1-Exam</b>  <b>Weightage-50 Marks</b>  <b>Syllabus:</b></p> <ol style="list-style-type: none"> <li>1. Revision</li> <li>2. Numbers up to 1000</li> <li>3. Addition</li> <li>4. Subtraction</li> <li>5. Addition of Bigger Numbers</li> <li>6. Subtraction of Bigger Numbers</li> <li>7. Shapes and Patterns</li> <li>8. Time</li> </ol>
6.	October	12	<p><b>Term-2 begins</b></p> <p><b>Chapter-1-Multiplication</b>  (No of teaching periods-10)  <b>2 periods for MA and SE</b></p>	<p><b>Portfolio Activity:</b>Multiplication Wheel.</p>

				 <p><b>Subject Enrichment Activity:</b> Write multiplication properties and facts in a creative way on A4 size sheet/notebook. <b>MA: Oral Test</b> Oral multiplication table test.</p>
7.	November	24	<p><b>Chapter-5-Geometry:Points, lines and line segments.</b> (No of teaching periods-5)</p> <p><b>Chapter-2-Division</b> (No of teaching periods-5) <b>2 periods for PA-II revision</b> <b>Periodic Assessment-II</b> <b>21-11-2022 to 26-11-2022</b></p> <p><b>Chapter-2-Division continued....</b> (No of teaching periods-3)</p>	<p><b>Subject Enrichment Activity:</b> Write today's date using matchsticks.</p> <p><b>Periodic Assessment-II</b> <b>Weightage-25 Marks</b> <b>Syllabus:</b></p> <ol style="list-style-type: none"> <li>1. Multiplication</li> <li>5. Geometry: Points, lines and line segments.</li> </ol> <p><b>Portfolio Activity:</b>Division by Grouping. Students will divide given items into equal groups.</p>
8.	December	25	<p><b>Chapter-3-Fraction</b> (No of teaching periods-9)</p> <p><b>Chapter-4- Money</b> (No of teaching periods-10) <b>3 periods for MA, SE and PF</b> <b>3 days for Mathematics week</b></p>	<p><b>Subject Enrichment Activity:</b> <b>"Fraction Chart"</b></p>

			celebration.	 <p>Students will make colourful fraction chart by drawing or pasting 2-D shapes for given fractions like <math>\frac{1}{2}</math>, <math>\frac{1}{3}</math>, <math>\frac{1}{4}</math>, <math>\frac{3}{4}</math>, Whole. (Content book page-119) <b>Portfolio Activity: Maths LAB Activity</b> (Content book page-129). “Going for Shopping” <b>MA:</b> Workbook page-39 and 40 (WS-1 and Ws-2).</p>
9.	January	23	<b>Chapter-6-Measurements</b> (No of teaching periods-12) <b>Chapter-7-Data Handling</b> (No of teaching periods-8)  <b>3 periods for MA, SE and PF</b>	<b>Portfolio Activity-Project :</b> <b>“Height Chart”</b> Prepare height chart of your family member (Content book page-135). <b>Subject Enrichment Activity:</b> Count and make a list of fans, light, doors and windows in your home. Represent this list as a pictograph. <b>MA:</b> Workbook page-45 and 46 (WS-1 and Ws-2).
10.	February	22	Revision For Term-II Syllabus	
11.	March	23	<b>Term-II Exam</b>	<b>Term-II Exam</b> <b>Weightage-50 Marks</b> <b>Syllabus:</b> <ol style="list-style-type: none"> <li>1. Multiplication</li> <li>2. Division</li> <li>3. Fractions</li> <li>4. Money</li> </ol>

- |  |  |  |  |  |
|--|--|--|--|--|
|  |  |  |  | <b>5. Geometry: Points, Lines and Line Segments</b><br><b>6. Measurements</b><br><b>7. Data Handling</b> |
|--|--|--|--|--|

**SUBJECT: SANSKRIT**

**Name of the Prescribed Books: Saarinee Level-II By Sanskritbharati**

<b>Sr. No.</b>	<b>Month</b>	<b>No of Working Days</b>	<b>Topic/Unit to be completed from Textbook</b>	<b>SE / MA / Portfolio / Periodic Test</b>
<b>1.</b>	<b>April</b>	<b>21</b>	१. गुणिताक्षराणि ( क - का)	<b>SE - ५. एहि एहि वीर रे ।</b>



			२. गुणिताक्षराणि (कि - की)	MA - पाठ: १ + पाठ: २   CLASS TEST
2.	June	23	३. गुणिताक्षराणि (कु - कू) ४. सः / सा / तत्	MA - पाठ: ३ + पाठ: ४   CLASS TEST
3.	July	24	६. गुणिताक्षराणि (कृ - कै) ७. गुणिताक्षराणि (को - कौ)	PERIODIC ASSESSMENT - I पाठ: १,२,३,४
4.	August	22	८. गुणिताक्षराणि (कं - कः) ९. एषः / एष / एतत्	Portfolio पाठ: १० एतत् मम गृहं   MA - पाठ: ८ + पाठ: ९   CLASS TEST
5.	September	22	सरावः   Term 1 Exam	TERM - I ASSESSMENT पाठ: १,२,३,४,६,७,८,९
6.	October	12	१२. ते / ताः / तानि	MA - पाठ: १२   CLASS TEST
7.	November	24	१३. अहम्   १४. एते / एताः / एतानि	PERIODIC ASSESSMENT - II पाठ: १२,१३,१४
8.	December	25	१५. सङ्ख्या (११-३०) १७. वयम्	SE -११.शुनक शुनक एहि एहि   MA - पाठ: १५ + पाठ: १७   CLASS TEST
9.	January	23	१८. अनुशासनम्   १९. हेमावती	Portfolio - पाठ: १६ वर्णमयोऽयं लोकः MA - पाठ: १८ + पाठ: १९ CLASS TEST
10.	February	22	२०. वनम्   २१. उपायः	MA - पाठ: २० + पाठ: २१ CLASS TEST
11.	March	23	सरावः	TERM - II ASSESSMENT पाठ: ११ तः २१

**SUBJECT: ICT****Name of the Prescribed Books: Advanced Computer with Coding & Artificial Intelligence (TUK Publications)**

<b>Sr. No.</b>	<b>Month</b>	<b>No of Working Days</b>	<b>Topic/Unit to be completed from Textbook</b>	<b>Practical Assignments (1 each month) / Periodic Test</b>
<b>1.</b>	<b>April</b>	<b>21</b>	L.1- An Introduction to Computer - Pg.6	Computers can do many things which humans cannot. But there are also some things which humans can do but computers cannot. You can list down some of them.
<b>2.</b>	<b>June</b>	<b>23</b>	L.2 - Uses of a Computer - Pg. 17	Computers are used for many different purposes in the school. Make a list of all the places computers are used?
<b>3.</b>	<b>July</b>	<b>24</b>	L. 3 - Parts of a Computer - Pg. 26 L. 5- Keyboard - Pg. 44	<b>1.</b> Go to the computer lab and find how many parts the computer has? <b>2.</b> There are some keys which have two characters printed on them. The character at the top will be typed only when the key is pressed with shift. Find out how many such keys are there?
<b>4.</b>	<b>August</b>	<b>22</b>	L. 4- Using the Computer - Pg. 35 * Revision	Open any icon on the desktop and try to drag its window from one part of the screen to other. Under what condition is moving not possible? Try that also.
<b>5.</b>	<b>September</b>	<b>22</b>	<b>Revision of Lesson 1, 2, 3, 4 &amp; 5</b> <b>Term I Exam</b>	
<b>6.</b>	<b>October</b>	<b>12</b>	L. 6- Learning the WordPad - Pg. 54	Write five lines on ' My Self ' by using symbol keys on the WordPad program.
<b>7.</b>	<b>November</b>	<b>24</b>	L. 7 - Microsoft Paint- pg. 63	Open a new Paint file on the

				program. Draw any one drawing on it and then save the drawing by your name.
<b>8.</b>	<b>December</b>	<b>25</b>	L.8 - More on Microsoft Paint- Pg. 71	Open a new paint file. Draw a Sun set Drawing by using sketches, shapes and text. You will use different tools to make it.
<b>9.</b>	<b>January</b>	<b>23</b>	L. 9 - More of CODING- Pg. 82 L. 10 Artificial Intelligence - Pg. 85	<b>Scrap book activity:</b> Stick a few pictures on Artificial Intelligence. ( For exam.Smart TV, Smart cars, Video games, Robot etc.. )
<b>10.</b>	<b>February</b>	<b>22</b>	Revision 6,7,8,9, & 10	
<b>11.</b>	<b>March</b>	<b>23</b>	<b>Annual Exam</b>	